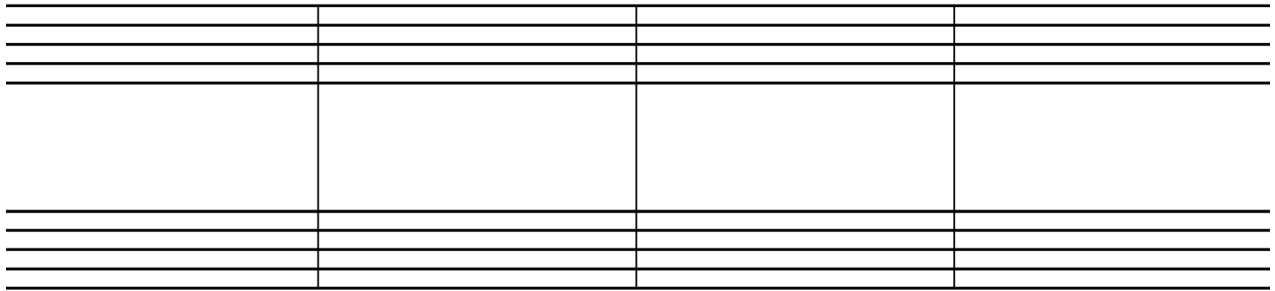


Grade Five Worksheet 1

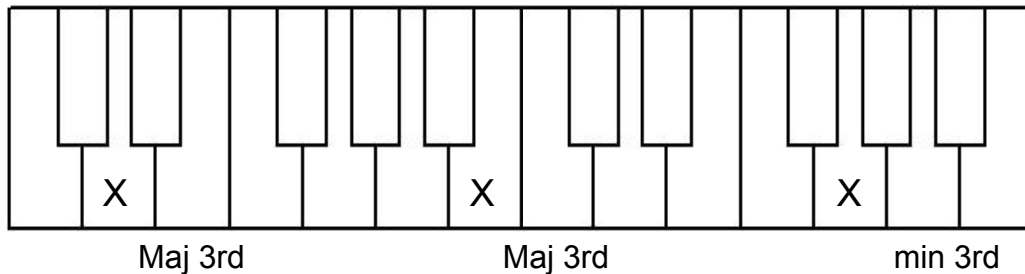
1. On the staff below:

A. Draw a brace, treble clef, bass clef, and a double bar line to complete the grand staff.

B. Draw a whole note in both the staves on the following lines or spaces.



2. Draw an X on the key that is the correct interval above the given key.



3. Start on F, and write the order of sharps.

F# ____ # ____ # ____ # ____ # ____ # ____ #

4. Start on B, and write the order of flats.

Bb ____ b ____ b ____ b ____ b ____ b ____ b

5. For the musical example below.

A. Circle the tied notes.

B. Are the notes in the box to be played legato or staccato? _____

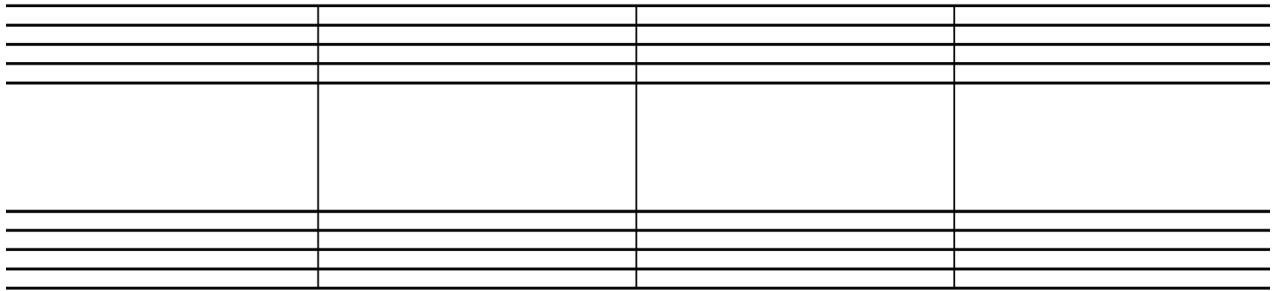
Andante

Grade Five Worksheet 2

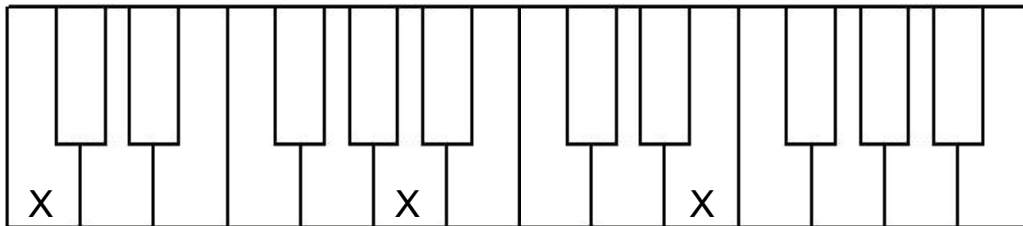
1. On the staff below:

A. Draw a brace, treble clef, bass clef, and a double bar line to complete the grand staff.

B. Draw a whole note in both the staves on the following lines or spaces.



2. Draw an X on the key that is the correct interval above the given key.



min 3rd

Maj 3rd

Maj 3rd

3. Start on F, and write the order of sharps.

4. Start on B, and write the order of flats.

F# ____ # ____ # ____ # ____ # ____ # ____ #

Bb ____ b ____ b ____ b ____ b ____ b ____ b

5. On the musical example below.

A. The notes in the box should be played legato or staccato? _____

B. How are the notes in the circle to be played? _____

C. The note the arrow is pointing to should be played short and detached or slightly longer or slightly stressed.

